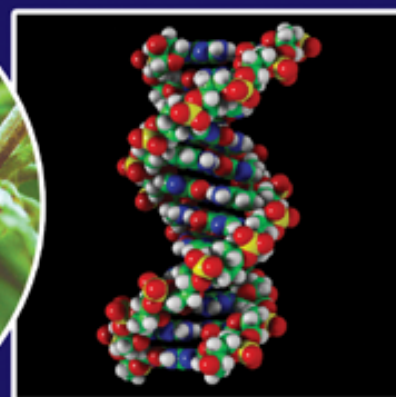


ISSN: 1715-9997

# Canadian Journal of **pure & applied** **sciences** an International Journal



**SENRA**  
Academic Publishers  
Burnaby, British Columbia

**EDITOR**

MZ Khan, SENRA Academic Publishers  
Burnaby, British Columbia, Canada

**ASSOCIATE EDITORS**

Errol Hassan, University of Queensland  
Gatton, Australia

Paul CH Li, Simon Fraser University  
Burnaby, British Columbia, Canada

**EDITORIAL STAFF**

Jasen Nelson  
Walter Leung  
Hao-Feng (howie) Lai

**MANAGING DIRECTOR**

Mak, SENRA Academic Publishers  
Burnaby, British Columbia, Canada

The Canadian Journal of Pure and Applied Sciences (CJPAS-ISSN 1715-9997) is a peer reviewed multi-disciplinary specialist journal aimed at promoting research worldwide in Agricultural Sciences, Biological Sciences, Chemical Sciences, Computer and Mathematical Sciences, Engineering, Environmental Sciences, Medicine and Physics (all subjects).

Every effort is made by the editors, board of editorial advisors and publishers to see that no inaccurate or misleading data, opinions, or statements appear in this journal, they wish to make clear that data and opinions appearing in the articles are the sole responsibility of the contributor concerned. The CJPAS accept no responsibility for the misleading data, opinion or statements.

**Editorial Office**

E-mail: editor@cjpas.ca

**SENRA Academic Publishers**

7845 15th Street Burnaby  
British Columbia V3N 3A3 Canada  
www.cjpas.net  
E-mail: senra@cjpas.ca

Volume 3, Number 1  
February 2009

# CANADIAN JOURNAL OF PURE AND APPLIED SCIENCES

## Board of Editorial Advisors

- |                                                                             |                                                                                       |
|-----------------------------------------------------------------------------|---------------------------------------------------------------------------------------|
| Richard Callaghan<br>University of Calgary, AB, Canada                      | Sally Power<br>Imperial College London, UK                                            |
| David T Cramb<br>University of Calgary, AB, Canada                          | Gordon McGregor Reid<br>North of England Zoological Society, UK                       |
| Matthew Cooper<br>Grand Valley State University, AWRI Muskegon, MI, USA     | Pratim K Chattaraj<br>Indian Institute of Technology, Kharagpur, India                |
| Anatoly S Borisov<br>Kazan State University, Tatarstan, Russia              | Andrew Alek Tuen<br>Institute of Biodiversity, Universiti Malaysia Sarawak, Malaysia  |
| Ron Coley<br>Coley Water Resource & Environment Consultants, MB, Canada     | Dale Wrubleski<br>Institute for Wetland and Waterfowl Research, Stonewall, MB, Canada |
| Chia-Chu Chiang<br>University of Arkansas at Little Rock, Arkansas, USA     | Dietrich Schmidt-Vogt<br>Asian Institute of Technology, Thailand                      |
| Michael J Dreslik<br>Illinois Natural History, Champaign, IL, USA           | Diganta Goswami<br>Indian Institute of Technology Guwahati, Assam, India              |
| David Feder<br>University of Calgary, AB, Canada                            | M Iqbal Choudhary<br>HEJ Research Institute of Chemistry, Karachi, Pakistan           |
| David M Gardiner<br>University of California, Irvine, CA, USA               | Daniel Z Sui<br>Texas A&M University, TX, USA                                         |
| Geoffrey J Hay<br>University of Calgary, AB, Canada                         | SS Alam<br>Indian Institute of Technology Kharagpur, India                            |
| Chen Haoan<br>Guangdong Institute for drug control, Guangzhou, China        | Biagio Ricceri<br>University of Catania, Italy                                        |
| Hiroyoshi Ariga<br>Hokkaido University, Japan                               | Zhang Heming<br>Chemistry & Environment College, Normal University, China             |
| Gongzhu Hu<br>Central Michigan University, Mount Pleasant, MI, USA          | C Visvanathan<br>Asian Institute of Technology, Thailand                              |
| Moshe Inbar<br>University of Haifa at Qranim, Tivon, Israel                 | Indraneil Das<br>Universiti Malaysia, Sarawak, Malaysia                               |
| SA Isiorho<br>Indiana University - Purdue University, (IPFW), IN, USA       | Gopal Das<br>Indian Institute of Technology, Guwahati, India                          |
| Bor-Luh Lin<br>University of Iowa, IA, USA                                  | Melanie LJ Stiassny<br>American Museum of Natural History, New York, NY, USA          |
| Jinfei Li<br>Guangdong Coastal Institute for Drug Control, Guangzhou, China | Kumlesh K Dev<br>Bio-Sciences Research Institute, University College Cork, Ireland.   |
| Collen Kelly<br>Victoria University of Wellington, New Zealand              | Shakeel A Khan<br>University of Karachi, Karachi, Pakistan                            |
| Hamid M.K.AL-Naimiy<br>University of Sharjah, UAE                           | Xiaobin Shen<br>University of Melbourne, Australia                                    |
| AQ Khan<br>University of Illinois at Chicago, IL, USA                       | Maria V Kalevitch<br>Robert Morris University, PA, USA                                |
| Eric L Peters<br>Chicago State University, Chicago, IL, USA                 | Xing Jin<br>Hong Kong University of Science & Tech.                                   |
| Roustam Latypov<br>Kazan State University, Kazan, Russia                    | Leszek Czuchajowski<br>University of Idaho, ID, USA                                   |
| Frances CP Law<br>Simon Fraser University, Burnaby, BC, Canada              | Basem S Attili<br>UAE University, UAE                                                 |
| Guangchun Lei<br>Ramsar Convention Secretariat, Switzerland                 | David K Chiu<br>University of Guelph, Ontario, Canada                                 |
| Atif M Memon<br>University of Maryland, MD, USA                             | Gustavo Davico<br>University of Idaho, ID, USA                                        |
| SR Nasyrov<br>Kazan State University, Kazan, Russia                         | Andrew V Sills<br>Georgia Southern University Statesboro, GA, USA                     |
| Russell A Nicholson<br>Simon Fraser University, Burnaby, BC, Canada         | Charles S. Wong<br>University of Alberta, Canada                                      |
| Borislava Gutarts<br>California State University, CA, USA                   | Greg Gaston<br>University of North Alabama, USA                                       |

## DETECTION OF SOLAR AND TERRESTRIAL PHENOMENA BY 40 KHZ SUBIONOSPHERIC VLF SIGNAL: REPORT

\*S S De<sup>1</sup>, B Bandyopadhyay<sup>1</sup>, B K De<sup>2</sup>, D K Haldar<sup>1</sup> and Suman Paul<sup>1</sup>

<sup>1</sup>Centre of advanced Study in Radio Physics and Electronics  
1, Girish Vidyaratna Lane, Kolkata 700 009

<sup>2</sup>Department of Physics, Tripura University, Tripura 799 130, India

### ABSTRACT

At Agartala (Lat 23° N, Long 91° 24' E), North-Eastern part of India, continuous monitoring of VLF/LF sferics and subionospheric transmitted signals are being continued since 1975. From the recording of one such subionospheric signal at 40 kHz from Japan (Lat 36° 11' N, Long 139° 51' E), some observed typical variations in the transmitted signal amplitude during solar flares and meteor showers will be presented in this paper.

**Keywords:** VLF signal modulation, solar flare effects, meteor shower detection.

### INTRODUCTION

Solar X-ray flares, meteor showers, geomagnetic storms and other terrestrial phenomena while entering the earth's atmosphere produce electromagnetic waves in the VLF range due to interaction with the medium, which propagate and reach the ground at the same instance as the optical signals (Price and Blum, 2000; De *et al.*, 2006; Chakrabarti *et al.*, 2002; Keay, 1995; Beech *et al.*, 1995).

The effects of large electric field from any such origin introduce perturbation in ion composition, temperature and other physical parameters within the ionosphere at different levels of altitude extending from the lowest D-region to the magnetosphere height. Anomalous changes of amplitude and phase of VLF subionospheric signals would occur during their propagation through such perturbed regions (Volland, 1982; Rodger, 2003; Dowden and Adams, 1990; Garaj *et al.*, 2000; Nickolaenko *et al.*, 1999). From VLF amplitude and phase observations, solar flare induced ionospheric D-region changes have been investigated (Nickolaenko and Hayakawa, 1998; Thomson and Clilverd, 2000).

Wave propagation below 300 kHz within the earth-ionosphere wave-guide is characterized by complex phenomena involving nonhomogeneous and anisotropic media. In recent period, based on FDTD computational solutions of Maxwell's equations, the effects of anomalous electric field during solar and different geophysical events upon subionospheric wave propagation are being successfully analysed (Thomson and Clilverd, 2001; Baba and Hayakawa, 1995; Otsuyama *et al.*, 2003; Simpson and Taflove, 2004).

In this paper, some typical variations of amplitude of 40

kHz subionospheric Japanese signal due to solar flares and meteor showers will be presented. These are recorded at Agartala (Lat 23° N, Long 91° 24' E) at different periods over the past twenty years.

### The Features of the 40 kHz Sub-ionospheric Signal

Transmitter call sign JG2AS/JJF-2

Location	Japan
Latitude	36° 11' N
Longitude	139° 51' E

### Transmitting antenna

Type	Omni-directional
Power at radiation	10 kW
Operation	Continuous

### Receiver

The recording system consists of loop antenna feeding a number of OP-AMPs used in tuned radio frequency mode. The output of the AC amplifier is detected and the DC level is further amplified logarithmically. The DC gain has been used to adjust the receiver's sensitivity corresponding to the incoming signal which shows marked variation over the year. The DC output is used as the signature of the amplitude of 40 kHz signal. The overall gain of the amplifier is 120 dB with a band width of 200 Hz. The time constant of the recorder is 7.5 sec. A gyrator-II type VLF receiver has also been made useful for recording this signal (Simpson and Taflove, 2007). Using computer sound card, data were recorded at a sample rate of 10/s which have been analyzed through origin 5.0.

### Observed Sub-ionospheric signals from Agartala

The diurnal behavior of the amplitude of 40 kHz signals under normal condition is depicted in figure 1. In the figure, the zones A, B, C and D represent sunrise minima,

\*Corresponding author email: de\_syam\_sundar@yahoo.co.in

recovery effect, afternoon maxima and sunset minima, respectively.

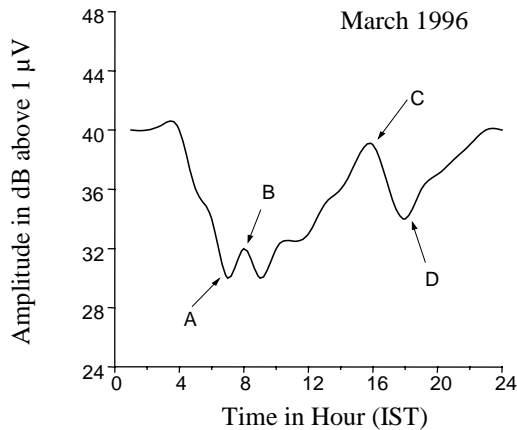


Fig. 1. Diurnal behavior of amplitude of 40 kHz radio signal.

Figure 2 shows a typical enhancement in signal strength due to solar flare in 40 kHz in relation to Sudden Enhancement in Signal Strength, SES, occurred during 0854 Hour to 0916 Hour on 24.01.2007. Here, C: commencement time and E is the end of the event.

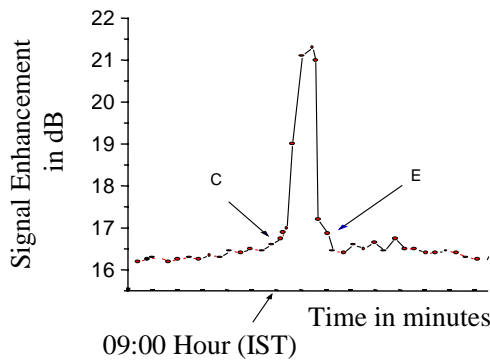


Fig. 2. Typical enhancement in signal strength due to solar flare.

During solar flare, the signal level rises and follows the sequences of enhanced solar radiation. This has been termed as SES.

**Some of the observed SES**

Occurrences of SES in different solar phases P1, P2, P3 and P4 and their relationship with different types of X-ray flares:

- P1: The Sun moves from Tropic of Cancer to Equator (21 June-21 September)
- P2: The Sun moves from Equator to Tropic of Capricorn (22 September-21 December)
- P3: The Sun moves from Tropic of Capricorn to Equator (22 December-21 March)

P4: The Sun moves from Equator to Tropic of Cancer (22 March-21 June).

Solar cycle	Solar Phase	Percentage association of SES with X-ray flares of types		
		Impulsive	GRF	Spikes
22 <sup>nd</sup>	P1	81	85	65
	P2	78	81	62
	P3	72	78	58
	P4	68	75	56
23 <sup>rd</sup>	P1	79	79	61
	P2	74	76	57
	P3	68	72	54
	P4	65	68	51

Some correlation studies are presented in figure 3.

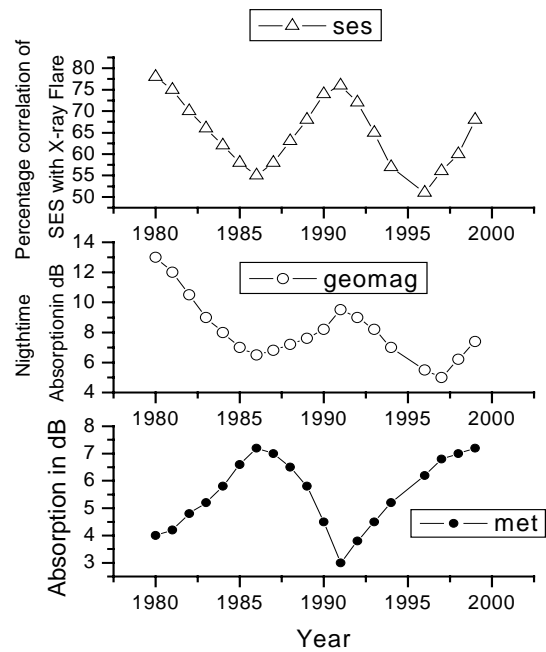


Fig. 3. Three graphs show the percentage correlation of SES, average nighttime absorption in geomagnetically active days and average absorption in sporadic meteorologically active days in various years of 21<sup>st</sup>- 22<sup>nd</sup>, 22<sup>nd</sup>-23<sup>rd</sup> solar cycles.

The results show good correlation with solar cycle variations. But the magnitudes are solar cycle dependent. It is seen that the effects are slightly higher in 21<sup>st</sup> – 22<sup>nd</sup> solar cycle than in 22<sup>nd</sup> – 23<sup>rd</sup> solar cycle.

**Solar Cycles**

Solar cycles are shown in figure 4.

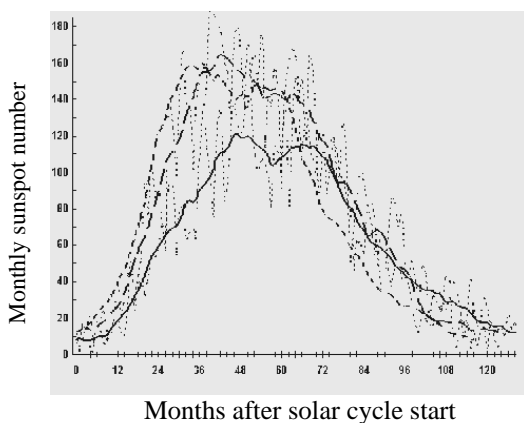


Fig. 4. Different solar cycles.

#### Monthly smoothed sunspot number

- 21: Large dashed line curve
- 22: Small dashed line curve
- 23: Solid line curve

#### Actual monthly sunspot number

- 21: 22: 23: Shown by the corresponding dotted curve
- Cycle 21 started in June 1976 and lasted 10 years and 3 months.
- Cycle 22 started in September 1986 and lasted 9 years and 8 months.
- Cycle 23 started in May 1996.

The sunspot numbers during solar cycles are the representative points of the absorption of 40 kHz signal.

#### Leonid Meteor Showers

The Leonid meteor showers of 1998 have been presented in figure 5 by recording its effects on 40 kHz Japanese subionospheric signal over Agartala. The shower exhibited peak activities on Nov. 16, 1998. Detection of meteor showers by recording their effects on transmitted signals had been reported earlier from Kolkata (Lat 22° 34' N, Long 88° 30' E) at some other frequencies (De *et al.*, 2006; Chakrabarti *et al.*, 2002).

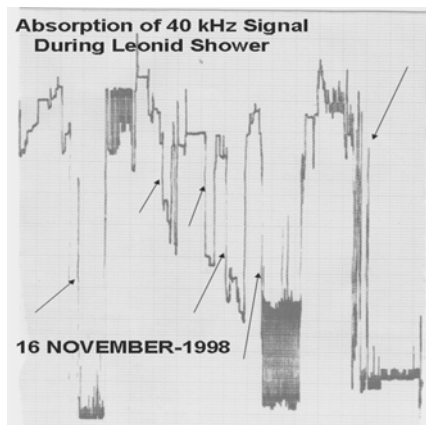


Fig. 5. Typical Leonid meteor shower of 16 November, 1998.

At 40 kHz signal frequency, the influences of atmospheric were relatively much lower compared to lower frequencies. The signal strength is sufficiently strong for detection over Agartala having great circle distance at 4884 km.

The day from 15 to 21 November, 1998 had very clear sky and no serious 'thunder-bolt' related events were reported at Agartala. So apart from the solar terrestrial influences on the ionosphere, the period was ideal for observing meteor showers. Moreover, no solar flare events were reported around the period of occurrence by GOES10 and GOES12 satellites which continuously monitor solar activity. At the predicted peak activity period, there were no local lightning or flare generated perturbations in the ionosphere that could alter the average signal received at Agartala.

The extra ionization produced by the supersonic meteoroids during their passage through lower ionosphere was the cause of high enhancement of signal level, which is about eight to nine times the normal value.

During the entry of the Leonid into the earth's atmosphere, there will be strong fluctuation of charge distribution in the medium which enhances the rate at which the energy gets randomized. As a result, instability is produced. For this, the relative electron-ion drift velocity may exceed the value for the onset of Kelvin-Helmholtz instability. The compressible ionospheric plasma driven by velocity shears and earth's magnetic field at the frontal path of the meteor increases the growth rate of Kelvin-Helmholtz instability thereby generating electromagnetic waves that produce the observed effects in the subionospheric signal.

#### ACKNOWLEDGEMENT

This work is funded by Indian Space Research Organization (ISRO) through S K Mitra Centre for Research in Space Environment, University of Calcutta, Kolkata, India.

#### REFERENCES

- Price, C. and Blum, M. 2000. ELF/VLF Radiation Produced by the 1999 Leonid Meteors. *Earth, Moon and Planets.* 82-83:545-554.
- De, SS., De, BK., Guha, A. and Mandal, PK. 2006. Detection of 2004 Leonid meteor shower by observing its effects on VLF transmission. *Indian J. Radio and Space Phys.* 35:396-400.
- Chakrabarti, SK., Pal, S., Acharya, K., Mandal, S., Chakrabarti, S., Khan, R. and Bose, B. 2002. VLF

- observation during Leonid meteor shower-2002 from Kolkata. *Indian J. Phys.* 76B (6):693-697.
- Keay, CSL. 1995. Continued Progress in Electrophonic Fireball Investigations. *Earth, Moon and Planets.* 68:361-368.
- Beech, M., Brown, P. and Jones, J. 1995. VLF detection of fireballs. *Earth, Moon and Planets.* 68:181-188.
- Volland, H. 1982. *Handbook of Atmospheric*. Eds. Volland, H. CRC Press, Boca Raton, Fla. 179-250.
- Rodger, CJ. 2003. Subionospheric VLF perturbations associated with lightning discharges. *J. Atmos. Sol. Terr. Phys.* 65:591-606.
- Dowden, RL. and Adams, CDD. 1990. Lightning - induced perturbations on VLF subionospheric transmissions. *J. Atmos. Sol. Terr. Phys.* 52:357-363.
- Garaj, S., Vinkovic, D., Zgrablic, G., Kovacic, D., Gradecak, S., Biliskov, N., Grbac, N. and Andreic, Z. 2000. Observational detection of meteor-produced VLF electromagnetic radiations. *FIZIKA A (Zagreb).* 8:91-98.
- Nickolaenko, AP., Hayakawa, M., Kudintseva, IG., Myand, SV. and Rabinowicz, LM. 1999. ELF subionospheric pulse in time domain. *Geophys. Res. Lett.* 26:999-1002.
- Nickolaenko, AP., Hayakawa, M. 1998. Natural electromagnetic pulses in the ELF range. *Geophys. Res. Lett.* 25:3101-3106.
- Thomson, NR. and Clilverd, MA. 2000. Solar cycle changes in daytime VLF subionospheric attenuation. *J. Atmos. Sol. Terr. Phys.* 62:601-608.
- Thomson, NR. and Clilverd, MA. 2001. Solar flare induced ionospheric D-region enhancements from VLF amplitude observations. *J. Atmos. Sol. Terr. Phys.* 63: 1729-1737.
- Baba, K. and Hayakawa, M. 1995. The effect of localized ionospheric perturbations on subionospheric VLF propagation on the basis of finite element method. *Radio Sci.* 30:1511-1518.
- Otsuyama, T., Sakuma, D. and Hayakawa, M. 2003. FDTD analysis of ELF wave propagation and Schumann resonances for a subionospheric waveguide model. *Radio Sci.* 38: doi: 10.1029/2002RS002752.
- Simpson, JJ. and Taflove, A. 2004. Three-dimensional FDTD modeling of impulsive ELF propagation about the Earth-sphere. *IEEE Trans: Antennas and Propag.* 52: 443-451.
- Simpson, JJ. and Taflove, A. 2007. A Review of Progress in FDTD Maxwell's Equations Modeling of Impulsive Subionospheric Propagation Below 300 kHz. *IEEE. Trans. Antennas and Propag.* 55:1582-1590.